

TOP SECRET

MISHIMOTO
RESEARCH & DEVELOPMENT

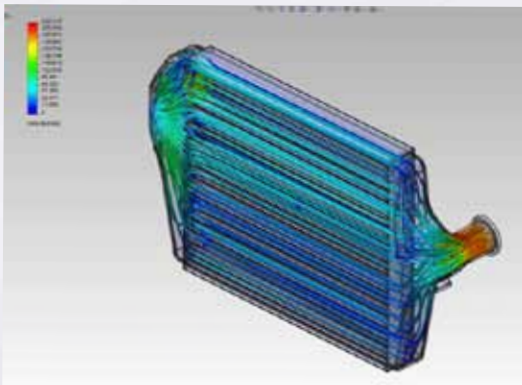
03-07 Ford 6.0L Powerstroke Intercooler

MISHIMOTO ENGINEERING REPORT

Subject: 2003-2007 Ford 6.0L Powerstroke Mishimoto Intercooler

Mishimoto Disclaimer

We at Mishimoto would like to thank you for taking the time to read our Engineering Report. We know that many readers have questions regarding the efficiency of diesel truck intercoolers. Many companies make broad claims but fail to substantiate them with proven testing data. Each Mishimoto product has been tested in-house on our Dynojet 424LX dynamometer. Testing results were obtained using PLX K-type thermocouples and analog pressure gauges (0-100 psi range). The sensors were kept in the same location, from factory intercooler testing to Mishimoto intercooler testing, to ensure consistency in data collection. This controlled experiment allowed us to isolate the intercooler, so that we could determine the performance of the product alone. No variables such as intakes, exhausts, or tunes were changed or modified during testing. Performance results will vary from vehicle to vehicle depending on modifications.

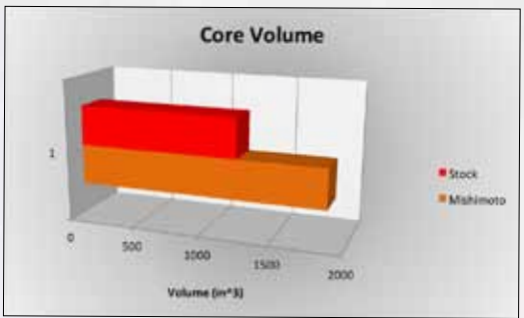
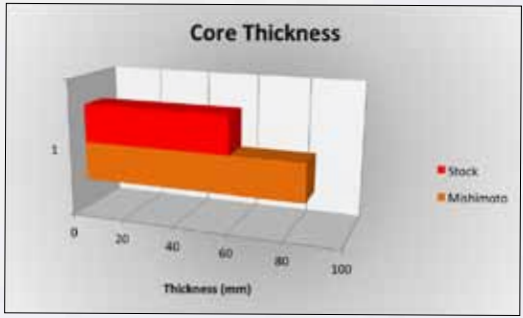


The engineering team went through multiple iterations while designing the end tanks. They used CFD software to make sure that the flow was optimized for the Ford F-250. The core of the Mishimoto intercooler is 33% thicker and 32.5% larger in volume than the stock unit. The Mishimoto intercooler has casted end tanks and a bar-and-plate core, versus the tube-and-fin core and plastic end tanks of the stock unit.

**DO NOT
COPY**

MISHIMOTO

RESEARCH & DEVELOPMENT



Testing of the 2003-2007 Ford 6.0L Powerstroke Mishimoto Intercooler

Test Vehicle

- 2005 Ford F-250 Super Duty with 6-speed auto transmission
- Aftermarket air intake
- 5-inch turbo back exhaust
- Tuned by Eric at Innovative Diesel Performance (tow tune, roughly 30hp over stock)

Apparatus

For hardware Mishimoto chose PLX sensor modules driven by the Kiwi WiFi plus IMFD. This is a wireless system from the sensor modules to an iPad or laptop computer. The software used was the Palmer Performance Scan XL pro, which has full data logging capabilities.



MISHIMOTO

RESEARCH & DEVELOPMENT



Air intake temperatures (AIT) were taken from the inlet and outlet of both intercoolers using PLX K-type thermocouples. Boost pressure was also tested to ensure that no dramatic pressure drop occurs when installing the larger Mishimoto intercooler. Mechanical gauges were used because of the high boost levels

Sensor locations

1. Pre-intercooler air intake temperature (data logger)
2. Pre-intercooler boost pressure (mechanical gauge)
3. Post-intercooler boost pressure (mechanical gauge)
4. Post-intercooler air intake temperature (data logger)

Testing conditions

Ambient temperature range: 50°F to 55°F

Experiment

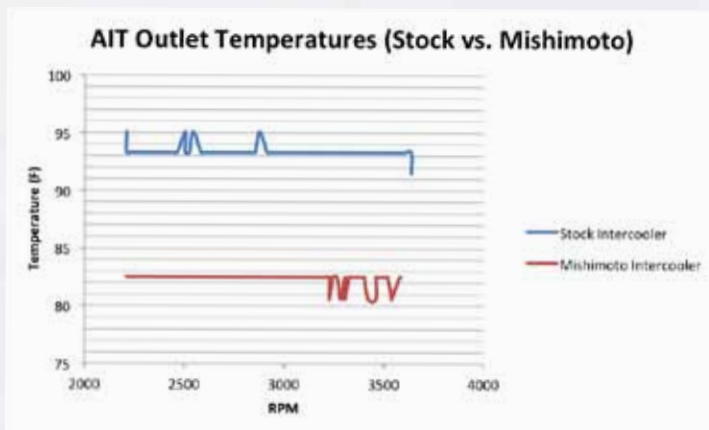
The test compares the stock intercooler with the Mishimoto intercooler under exactly the same conditions. To conduct the test we made three runs with each setup in 6th gear, and we ran the truck from 2200 to 3600 rpm. Between runs, a 5-minute break ensured that each run started with similar temperature conditions. Every test was conducted with the hood up and a blower fan placed directly in front of the core. Wind speed out of the blower was 20 mph. The truck was strapped down once, and the intercoolers were swapped out on the dynamometer so that both tests were conducted under exactly the same conditions.

MISHIMOTO

RESEARCH & DEVELOPMENT

Results

The results shown below are for the post-intercooled AIT temperatures. The graph shows that the Mishimoto intercooler had an average of about 11% lower outlet temperatures as compared with the stock intercooler.



The mechanical boost gauges are shown below. The stock intercooler unit shows a 3.5 psi drop in pressure, while the Mishimoto unit shows only about a 2 psi drop. Both units had the same 22 psi outlet pressure, but the turbo had to work harder on the stock intercooler to reach the desired boost level.



Stock



Mishimoto



RESEARCH & DEVELOPMENT

Conclusion

The dyno testing indicated that the stock intercooler is a suitable unit for normal everyday driving. The Mishimoto intercooler, however, is able to handle higher temperatures and pressure much better than the stock unit. Also, for highly modified or upgraded turbo trucks, the Mishimoto unit features casted end tanks and a bar-and-plate core, which will handle much higher boost levels than the factory tube-and-fin core of the stock unit.

A handwritten signature in black ink, appearing to read "Dan Tafe", written over a horizontal line.

Dan Tafe
Product Engineer, Mishimoto Automotive