

The fun and easy way
to update your smarty product

Smarty


FOR

DUMMIES[®]

1st Edition

Maximize and manage
your Smarty from
MADS Electronics

*A Reference
for the
Rest of Us!*[®]



Smarty update for DUMMIES

Step 1:

Go to <http://www.madselectronics.com/>

Step 2:

Click on Downloads:



MADS #1 in Cummins Performance

Home Products F.A.Q. **Downloads** About Us Help Contact Us Pricing Distributors News

6.7L Dodge RAM New! Smarty S67

MADS is proud to announce:

Smarty S67

- CaTCHER software
- ABS tire height update
- Read Diagnostic Trouble Codes
- Programmable speed limiter
- Programmable parameters for fine tuning

Attention: Smarty S67 has not been tested on 2009 trucks with ECM bootloader software produced after the date 03-04-2009 according to the service bulletin [18-007-09](#). Please check the production date present on the ECM before install the CaTCHER software.



No authorized dealers on E-BAY!!!
NOT AUTHORIZED = NO WARRANTY
MADS products purchased on eBay do not carry a warranty. Be careful!
Only Smarty purchased from authorized distributor or dealer receives assistance

Step 3:

Click on S-67ME



Step 4:

Scroll to the bottom of page and click on “7ZIP”

**Smarty
S-67ME**

for
**Dodge RAM
6.7L
2007 -**

Documentation				
File Name	Description	Date	Size	
SmartyS67UserGuide.pdf	Smarty S67 User Guide	Apr. 3, 2009	238 KB	
Disclaimer.pdf	Disclaimer of liability	Dec. 14 2005	14 KB	
SmartyUSBdriver installallonguide.pdf	Smarty's USB driver installation guide	Jan. 09 2006	167 KB	
S67PowerLevelAndRevo.pdf	Instructions for REVO software and Power Levels	Apr. 3, 2009	187 KB	
AssistanceModule.bt	Assistance information module	Dec. 13, 2005	1 KB	
Software upgrade				
File Name	Description	Date	Size	
S67V607CDR07ME.7z	Smarty S67 Ver. 6.07C, Data: R.07D REVO software 350 hp engines	Apr. 12, 2009	4,073 KB	
Tools				
File Name	Description	Date	Size	
SmartyUSB.exe	Smarty USB downloader ver. 5.08A optimized for Windows XP and Vista	Dec. 29, 2008	533 KB	
SmartyUSBL.exe	Smarty USB downloader ver. 5.08L	Apr. 17, 2009	532 KB	
CDM_2.04.16.zip	Smarty USB driver for Windows 2000, Windows XP and Windows Vista *	Mar. 5, 2009	837 KB	
D30104.zip	Smarty USB driver for Winsows 98SE and Windows ME *	Oct. 21, 2006	273 KB	

* Before using SmartyUSB program to download the upgrade software, the USB driver has to be installed. To do this, please follow these simple steps:

1. Unzip the driver files into a new folder
2. Plug Smarty in the USB port of your Microsoft Windows® based computer
3. Windows finds a new hardware and asks for the drivers. DO NOT allow Windows to install the default driver. Suggest instead to Windows the folder with the files extracted from driver file as Smarty driver

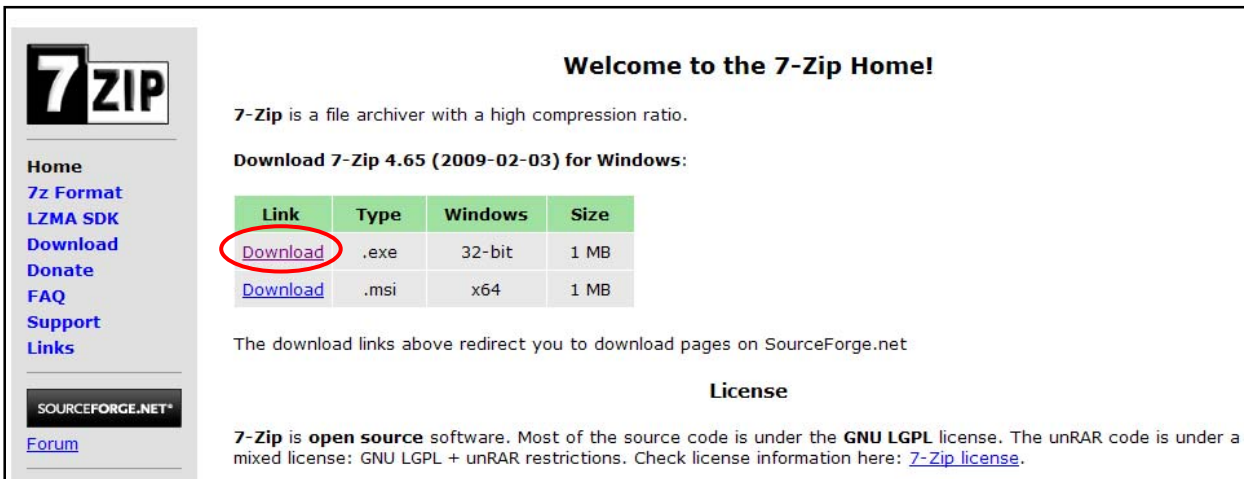
For further details please see the "Smarty USB driver installation guide" in the Documentation section (Windows Vista automatically installs the correct driver)

Click here to download Adobe® Reader®

Click here to download 7zip program:

Step 5:

Click on the first Download link



7ZIP

Home
7z Format
LZMA SDK
Download
Donate
FAQ
Support
Links

SOURCEFORGE.NET®
Forum

Welcome to the 7-Zip Home!

7-Zip is a file archiver with a high compression ratio.

Download 7-Zip 4.65 (2009-02-03) for Windows:

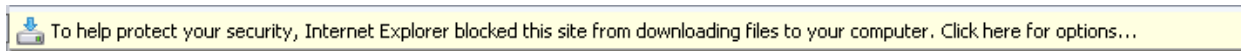
Link	Type	Windows	Size
Download	.exe	32-bit	1 MB
Download	.msi	x64	1 MB

The download links above redirect you to download pages on SourceForge.net

License

7-Zip is **open source** software. Most of the source code is under the **GNU LGPL** license. The unRAR code is under a mixed license: GNU LGPL + unRAR restrictions. Check license information here: [7-Zip license](#).

If this appears at top of screen, click on it and choose “Download File...”



To help protect your security, Internet Explorer blocked this site from downloading files to your computer. Click here for options...

Click Run

Continue through the install until complete button appears.



SOURCEFORGE.NET®
Open Source Software - You are downloading 7-Zip ...
Are you having problems with the download? Please use this [direct link](#) or try another [mirror](#).

ject Related SourceForge About this Project About this Site

Ads by Google

File Download - Security Warning

Do you want to run or save this file?

Name: 7z465.exe
Type: Application, 917KB
From: superb-west.dl.sourceforge.net

While files from the Internet can be useful, this file type can potentially harm your computer. If you do not trust the source, do not run or save this software. [What's the risk?](#)

1.3 jZip
Zip Utility for Windows
Download now for FREE

EE Zip Utility for Window
Download now for FREE

SourceForge, Inc., All Rights Reserved Mirror provided

Step 6:

Return to the Downloads Page (hit back button twice) and Click on SmartyUSB.exe under Tools:

**Smarty
S-67ME**

**for
Dodge RAM
6.7L
2007 -**

Documentation			
File Name	Description	Date	Size
Smarty67UserGuide.pdf	Smarty S67 User Guide	Apr. 3, 2009	238 KB
Disclaimer.pdf	Disclaimer of liability	Dec. 14 2005	14 KB
SmartyUSBdriver installationguide.pdf	Smarty's USB driver installation guide	Jan. 09 2006	167 KB
S67PowerLevelAndRevo.pdf	Instructions for REVO software and Power Levels	Apr. 3, 2009	187 KB
AssistanceModule.txt	Assistance information module	Dec. 13, 2005	1 KB
Software upgrade			
File Name	Description	Date	Size
S67V607CDR07ME.7z	Smarty S67 Ver. 6.07C, Data: R.07D REVO software 350 hp engines	Apr. 12, 2009	4,073 KB
Tools			
File Name	Description	Date	Size
SmartyUSB.exe	Smarty USB downloader ver. 5.08A optimized for Windows XP and Vista	Dec. 29, 2008	533 KB
SmartyUSBL.exe	Smarty USB downloader ver. 5.08L	Apr. 17, 2009	532 KB
CDM_2.04.16.zip	Smarty USB driver for Windows 2000, Windows XP and Windows Vista *	Mar. 5, 2009	837 KB
D30104.zip	Smarty USB driver for Winsows 98SE and Windows ME *	Oct. 21, 2006	273 KB

Click Run

MADS **#1 in Cummins Performance**

Home Products F.A.Q. Downloads About Us Help Contact Us Pricing Distributors News

**Smarty
S-67ME**

**for
Dodge RAM
6.7L
2007 -**

Documentation			
File Name	Description	Date	Size
Smarty67UserGuide.pdf	Smarty S67 User Guide	Apr. 3, 2009	238 KB
Disclaimer.pdf	Disclaimer of liability	Dec. 14 2005	14 KB
SmartyUSBdriver	Smarty's USB driver installation guide	Jan. 09 2006	167 KB
S67PowerLevelAndRevo.pdf	Instructions for REVO software and Power Levels	Apr. 3, 2009	187 KB
AssistanceModule.txt	Assistance information module	Dec. 13, 2005	1 KB
Software upgrade			
File Name	Description	Date	Size
S67V607CDR07ME.7z	Smarty S67 Ver. 6.07C, Data: R.07D REVO software 350 hp engines	Apr. 12, 2009	4,073 KB
Tools			
File Name	Description	Date	Size
SmartyUSB.exe	Smarty USB downloader ver. 5.08A optimized for Windows XP and Vista	Dec. 29, 2008	533 KB
SmartyUSBL.exe	Smarty USB downloader ver. 5.08L	Apr. 17, 2009	532 KB
CDM_2.04.16.zip	Smarty USB driver for Windows 2000, Windows XP and Windows Vista *	Mar. 5, 2009	837 KB
D30104.zip	Smarty USB driver for Winsows 98SE and Windows ME *	Oct. 21, 2006	273 KB

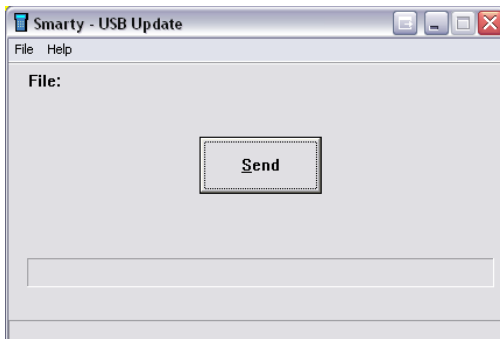
File Download - Security Warning

Do you want to run or save this file?

Name: SmartyUSB.exe
Type: Application, 533KB
From: www.madselectronics.com

While files from the Internet can be useful, this file type can potentially harm your computer. If you do not trust the source, do not run or save this software. [What's the risk?](#)

When finished, you will see this:



Minimize this, you will need it later.

Step 7:

Under Software Upgrade on the Downloads page click on the file: S67V607CDR07ME.7z

Smarty S-67ME for Dodge RAM 6.7L 2007 -	Documentation			
	File Name	Description	Date	Size
	Smarty67UserGuide.pdf	Smarty S67 User Guide	Apr. 3, 2009	238 KB
	Disclaimer.pdf	Disclaimer of liability	Dec. 14 2005	14 KB
	SmartyUSBdriver installationguide.pdf	Smarty's USB driver installation guide	Jan. 09 2006	167 KB
	S67PowerLevelAndRevo.pdf	Instructions for REVO software and Power Levels	Apr. 3, 2009	187 KB
	AssistanceModule.txt	Assistance information module	Dec. 13, 2005	1 KB
	Software upgrade			
	File Name	Description	Date	Size
	S67V607CDR07ME.7z	Smarty S67 Ver. 6.07C, Data: R.07D REVO software 350 hp engines	Apr. 12, 2009	4,073 KB
	Tools			
	File Name	Description	Date	Size
	SmartyUSB.exe	Smarty USB downloader ver. 5.08A optimized for Windows XP and Vista	Dec. 29, 2008	533 KB
	SmartyUSBL.exe	Smarty USB downloader ver. 5.08L	Apr. 17, 2009	532 KB
	CDM_2.04.16.zip	Smarty USB driver for Windows 2000, Windows XP and Windows Vista *	Mar. 5, 2009	837 KB
	D30104.zip	Smarty USB driver for Winsows 98SE and Windows ME *	Oct. 21, 2006	273 KB

Read the terms of the agreement, if you accept them, click on “[I agree with the terms](#)” You will then be directed to the Instruction page on how to Disable the EGR System Properly. Read these directions thoroughly, failure to follow these will result in a Check Engine light and possible damage!

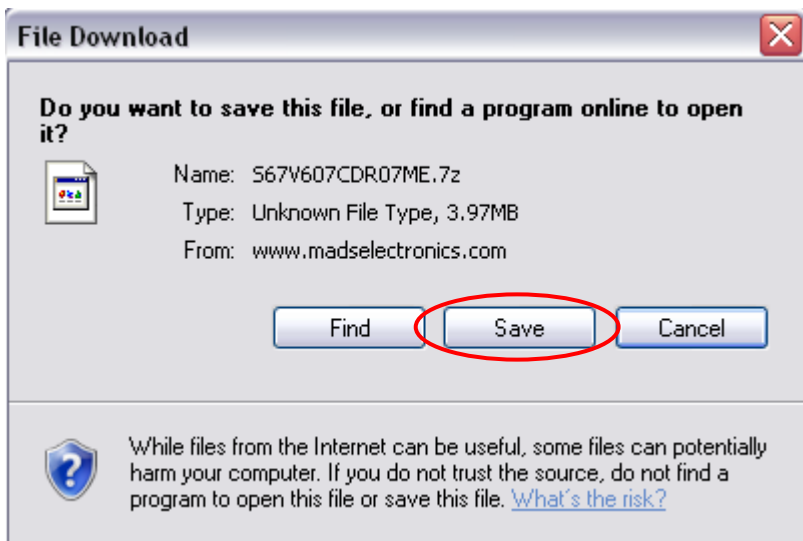
At the bottom of the page you will find a link, click on [Download Smarty S67ME Update File.](#)

A few words about eventual DTC's that may come up for some time after the EGR / DPF delete. It can happen that codes show up for some while after the conversion has been completed. That's because the ECM needs to run the whole DTC routines in order to completely erase those codes. How long it will take for those codes to disappear depends upon in which point of the DTC detection routine the ECM is when the conversion is performed. After driving the truck for some while the code(s) normally will then disappear on their own. We have seen as little as a few seconds and as long as a couple hours driving. In a few cases it may be required to erase the codes with the Smarty. This is due to the fact that the ECM runs two distinct DTC detection routines which are not synchronised. Depending upon where they are when the conversion is done...

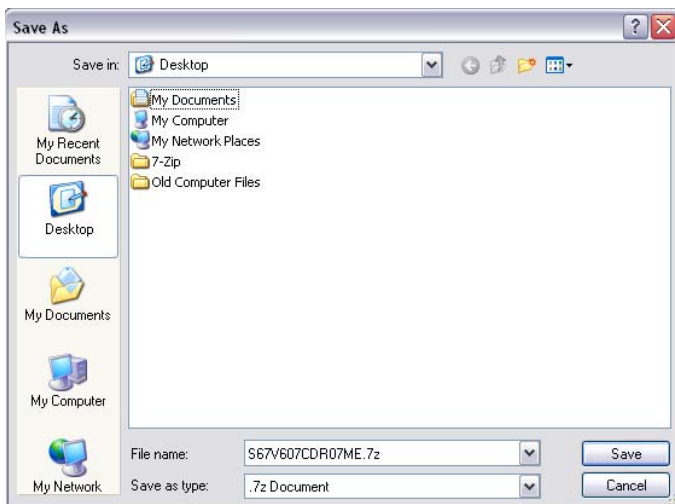
Also it is important to notice that the truck has to be DTC free when the conversion is done! It can happen that a code for example low fuel pressure also brings up an EGR code. That is because the ECM may check several circuits at one time when a DTC is detected. We have blocked only the direct detection of the EGR / DPF DTC's in order to retain a fully operational DTC detection for all other engine components.

[Download Smarty S67ME update file](#)

Click Save



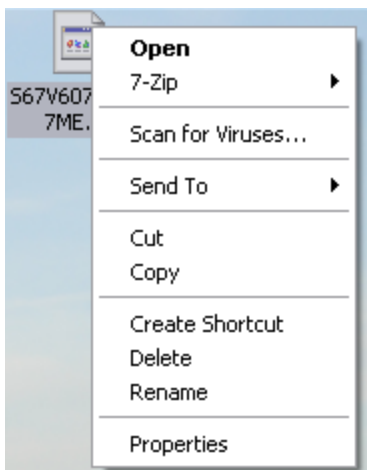
Select Desktop as the desired location, then click Save.



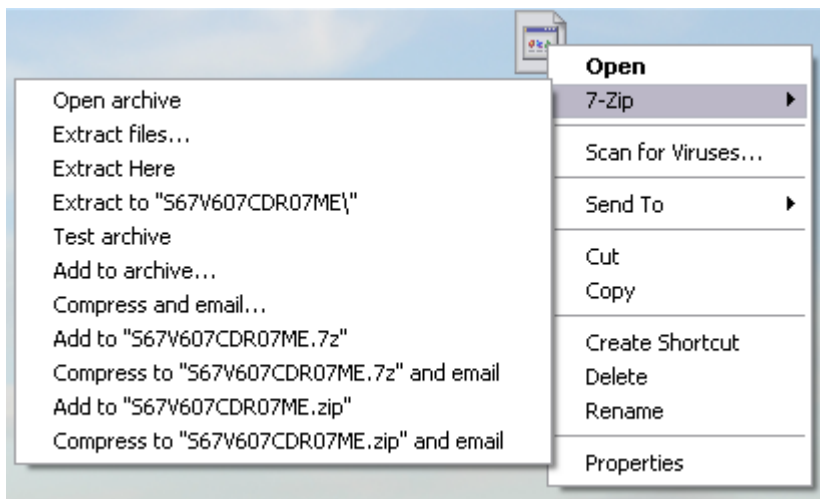
After download completes, click Close.

Step 8:

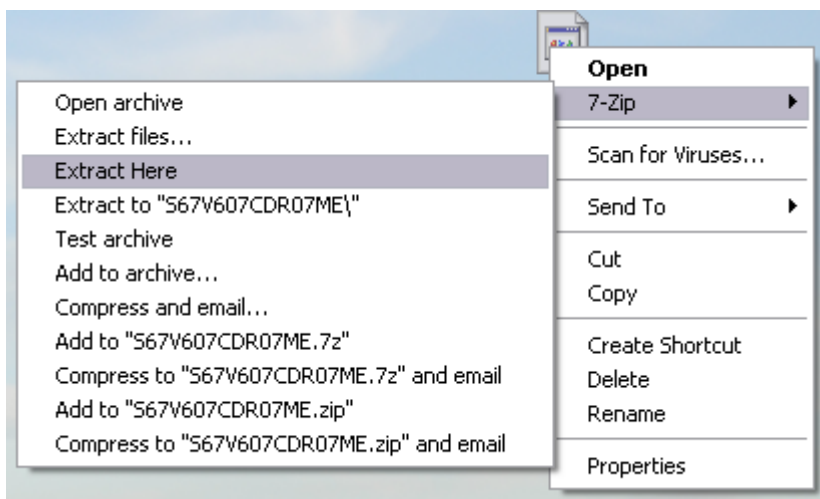
Find the file you just downloaded titled "S67V607CDR07ME.7z" and click your **RIGHT** mouse button on it:



Hold your cursor over the “7-ZIP”:



Click on “Extract Here”:



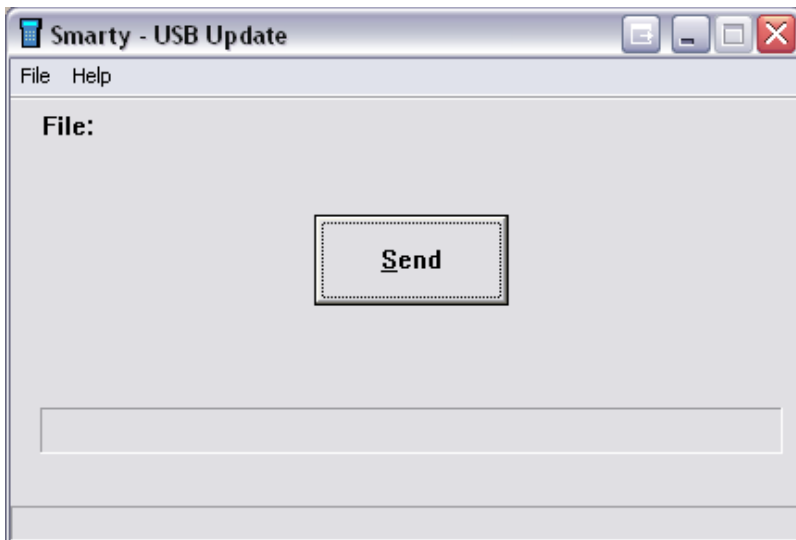
A new file will appear on your desktop that looks similar, except its description ends with “.smt”



You can then delete the file ending in “.7z

Step 9:

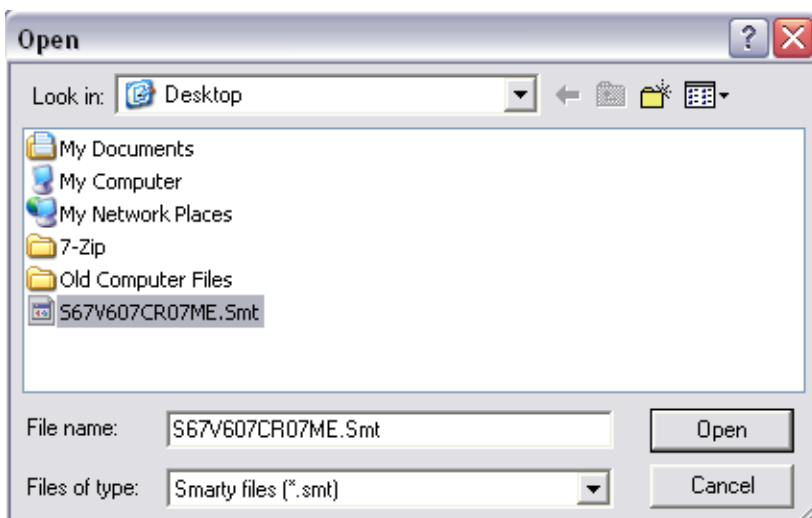
Pull up your “Smarty – USB Update”



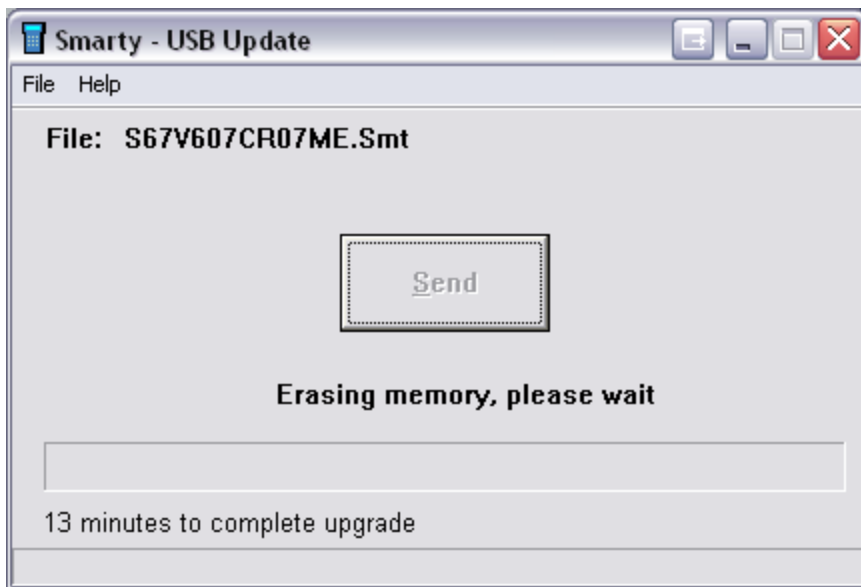
Click “File” then click “Open...”



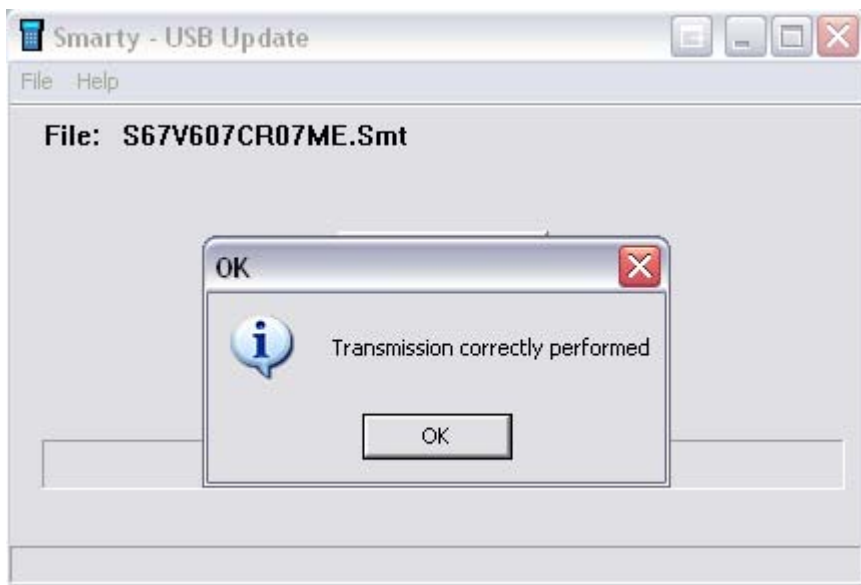
Find the file “S67V607CR07ME.Smt” Located on your Desktop, Select it, then Click “Open”



Click "Send"



After Update is complete, you'll see this:



Step 10:

Remove Smarty from your computer and Download Software to Vehicle.

Refer to <http://www.madselectronics.com/downloadfiles/S67PowerLevelAndRevo.pdf> for more information on power levels and how to install and use the Smarty S-67 Middle East Version.