

Tie Rod Kit

Do not discard packaging until product has been successfully installed.



(TRRA-P-RZRTSM16 Shaft)

(TRRA-P-RZRTSM16-B Shaft)

Shaft x 2

SuperATV logo will signify left hand threaded end of Shaft.



Small Boot




Large Boot x 2



Hardware Kit x 2




Bonding Adhesive



Ball and Socket x 2

Tie Rod End x 2



Steering Stop Kit

Need help with your installation?



sales@superatv.com



www.superatv.com



1-855-743-3427



8:00am - 8:00pm EST M-Th
8:00am - 7:00pm EST Friday
9:00am - 2:00pm EST Saturday

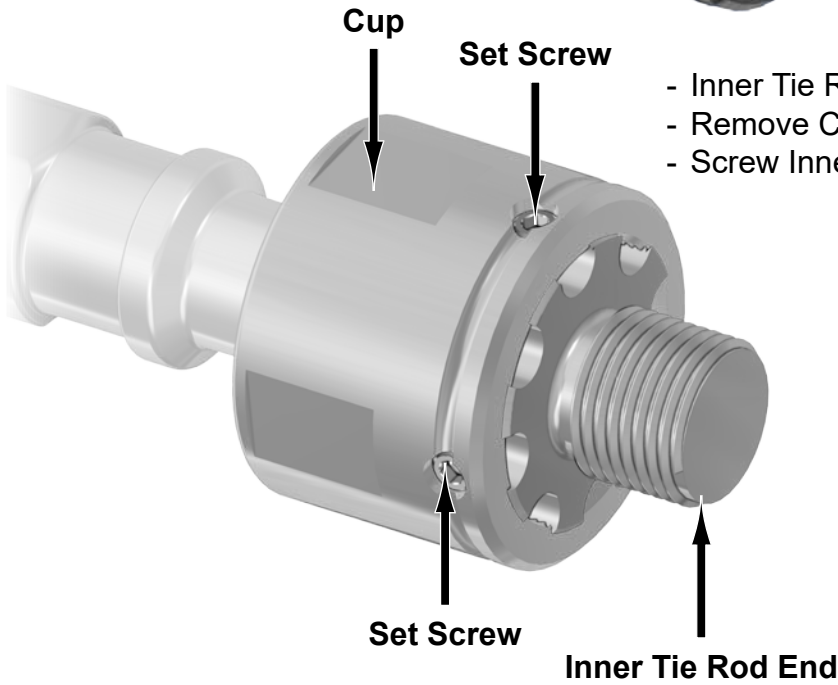
Read instructions and view illustrations before beginning.

*Thank You
For Choosing*

SUPERATV.COM[®]



Clip



Cup

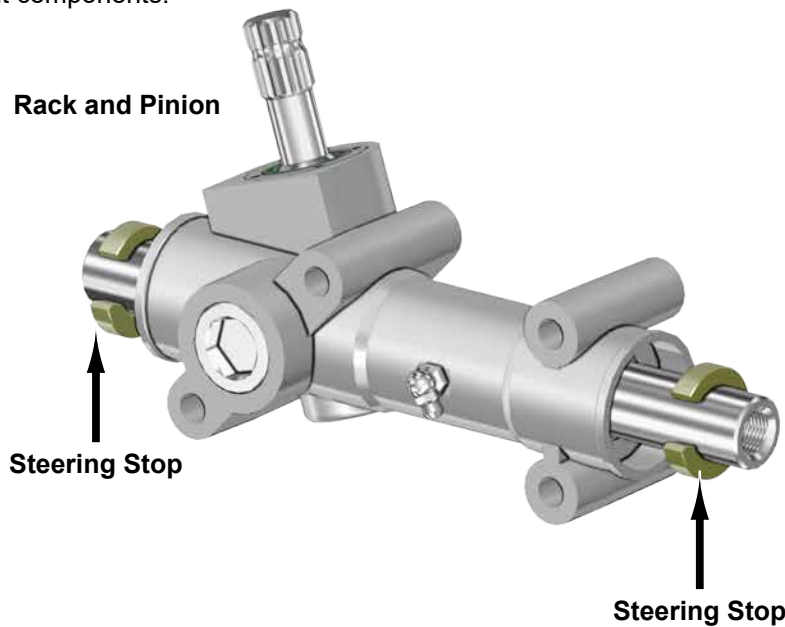
Set Screw

Set Screw

Inner Tie Rod End

- Inner Tie Rod End is adjustable and can be tightened.
- Remove Clip and loosen (4) Set Screws
- Screw Inner Tie Rod End into Cup.

- After removing Tie Rods and Ball and Sockets from Rack and Pinion, install Steering Stops onto Shafts of Rack and Pinion.
- Install new Tie Rod kit components.

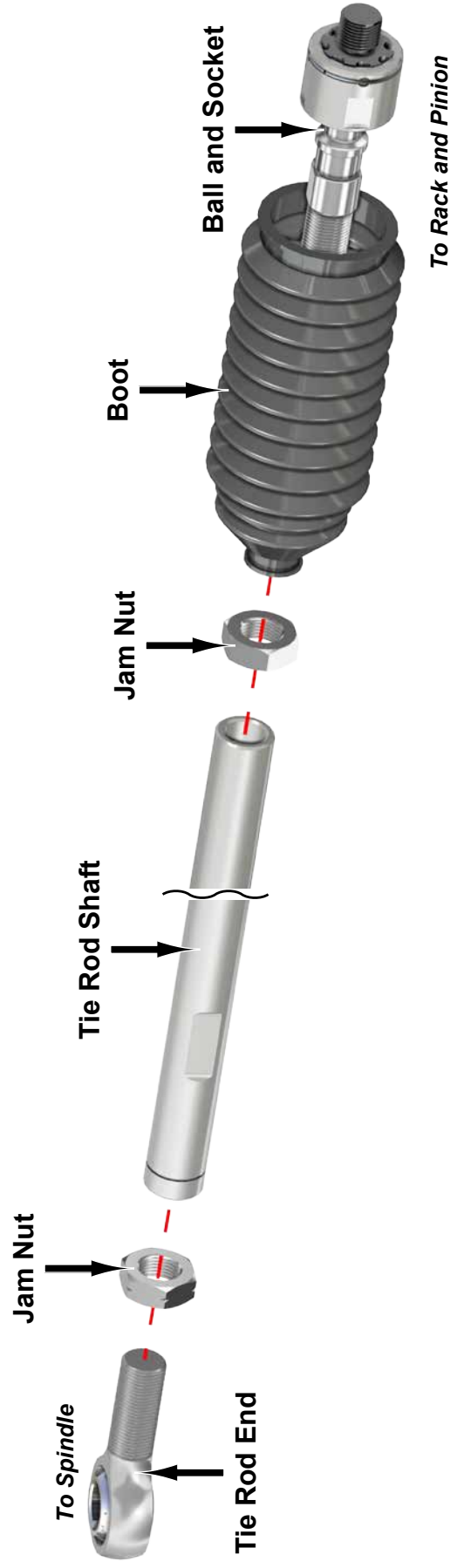
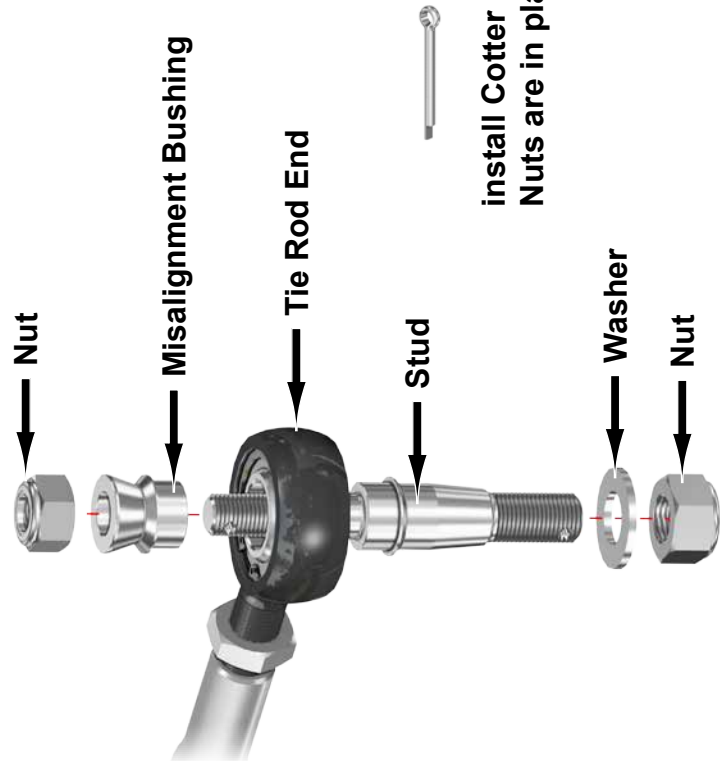


Rack and Pinion

Steering Stop

Steering Stop

- Remove Jam Nuts from provided Ball and Sockets.
- Install Ball and Sockets to Rack and Pinion. Use provided Bonding Adhesive.
- Install Boots to Rack and Pinion and secure with provided Zip Ties. Use a lubricant to ease installation.
- Secure Boots to Ball and Sockets with provided Zip Ties.
- Install Jam Nuts to Ball and Sockets.
- Install Tie Rod Shafts to Ball and Sockets.
- Install Tie Rod Ends to Tie Rod Shafts.
- Secure Tie Rod Ends to same location as stock on Spindles with hardware shown.



- Set toe of vehicle.
- Loosen Jam Nuts and apply Bonding Agent to Tie Rod End threads and Ball and Socket threads.



apply Bonding Agent to locations shown and retighten Jam Nuts



Liability Statement

SuperATV's® products are designed to best fit user's ATV/UTV under stock conditions. Adding, modifying, or fabricating any factory or aftermarket parts will void any warranty provided by SuperATV® and is not recommended. SuperATV's® products could interfere with other aftermarket accessories. If user has aftermarket products on machine, contact SuperATV® to verify that they will work together.

Although SuperATV® has thousands of satisfied customers, user should be aware that installing lift kits, long travel, or suspension kits, tires, etc. will change the ride of machine and may increase maintenance and part wear. Operating any off-road machine while, or after, consuming alcohol and/or drugs increases risk of bodily harm or death. No warranty or representation is made as to this product's ability to protect user from severe injury or death. SuperATV® urges operators and occupants to wear a helmet and appropriate riding gear at all times.

By purchasing and installing SuperATV® products, user agrees that should damages occur, SuperATV® will not be held responsible for loss of time, use, labor fees, replacement parts, or freight charges. SuperATV®, nor any 3rd party, will not be held responsible for any direct, indirect, incidental, special, or consequential damages that result from any product purchased from SuperATV®. The total liability of seller to user for all damages, losses, and causes of action, if any, shall not exceed the total purchase price paid for the product that gave rise to the claim.

SuperATV® will warranty only parts provided by SuperATV®. Any damage or problems with OEM housings, bearings, seals, or other manufacturers' products will not be covered by SuperATV®. SuperATV® parts and products are not warranted if item was not installed properly, misused, or modified.

Installing, adding, modifying, or fabricating any factory or aftermarket product to your ATV/UTV may violate certain local, state, and federal laws. Be advised that laws vary depending on town, city, county, state, etc. Use of certain products on public streets, roads, or highways may be in violation law. The Buyer is solely and exclusively legally and personally responsible for any violation of the law by the installation or use of the product. You must abide by all local, state, and federal laws, including but not limited to vehicle safety, traffic laws, and ordinances. It is your responsibility to know the laws and how they apply to you.

The Buyer is responsible to fully understand the capability and limitations of his/her vehicle according to manufacturer specifications, warnings and instructions and agrees to hold SuperATV® harmless from any damage resulting from failure to adhere to such specifications, warnings and/ or instructions. The Buyer is also responsible to obey all applicable federal, state, and local laws and ordinances when operating his/her vehicle while using this product, and the Buyer agrees to hold SuperATV® harmless from any violation thereof.