



Automotive & Powersports

THE FACTS ABOUT YOUR INTAKE & AIR FILTER

ISO 5011 Tested to Make Sure You Maximize Airflow While Still Protecting Your Engine.

Part Number:	Test Date:
Description:	Test Report #:
Vehicle Applications:	

TECHNICAL BULLETIN

There is a lot of misinformation in the marketplace. S&B publishes specific test results for each of our intakes & filters as shown below, so you can make an informed decision. Remember, improving your airflow is only good if your engine is still protected. That's the S&B difference!

<p>FACT: S&B Flows _____ Better than Stock. In tests performed in our climate controlled laboratory according to the ISO5011 Test Standard, S&B's intake kit (and filter) had significantly lower restriction (better airflow) than the stock intake system. See the graph on the next page.</p>	<p>WATCH OUT: Some competitors overstate airflow. If they state that their filter will flow, let's say 1000 cfm, without stating at what restriction level, they are trying to mislead you.</p>
--	---

Description	% S&B Flowed Better than Stock (tested @ _____ cfm)	Test Conditions
S&B Intake w/ Cleanable Filter (Secondary Inlet - Open)		Barometric Pressure
S&B Intake w/ Cleanable Filter (Secondary Inlet - Closed)		Airflow Setpoint
S&B Intake w/ Dry Filter (Secondary Inlet - Open)		Relative Humidity
S&B Intake w/ Dry Filter (Secondary Inlet - Closed)		Temperature
		Type of Dust
		Batch #
		Dust Feed Rate (grams/minute)

<p>FACT: S&B Protects Your Engine S&B Tests at the highest rated CFM for your vehicle when determining the efficiency rate (amount of dust the filter stops), so that we can be sure that your engine will be protected</p>	<table border="1"> <thead> <tr> <th>Description</th> <th>Efficiency Rate (Tested @ _____ cfm)</th> </tr> </thead> <tbody> <tr> <td>Stock</td> <td></td> </tr> <tr> <td>S&B Intake w/ Cleanable Filter</td> <td></td> </tr> <tr> <td>S&B Intake w/ Dry Filter</td> <td></td> </tr> </tbody> </table>	Description	Efficiency Rate (Tested @ _____ cfm)	Stock		S&B Intake w/ Cleanable Filter		S&B Intake w/ Dry Filter		<p>WATCH OUT: Some Competitors Use the Same Efficiency Rates for Multiple Part Numbers Many send one filter off to a lab to be tested at a low cfm and then publish this efficiency rate for all of their part numbers</p>
Description	Efficiency Rate (Tested @ _____ cfm)									
Stock										
S&B Intake w/ Cleanable Filter										
S&B Intake w/ Dry Filter										

RESET FORM

Air Filter Restriction Test Report

Test #: 872-08R
Sample #: 08R
Filter #: Stock
Housing #:
Date Code: 44820

CV
9/16/2022



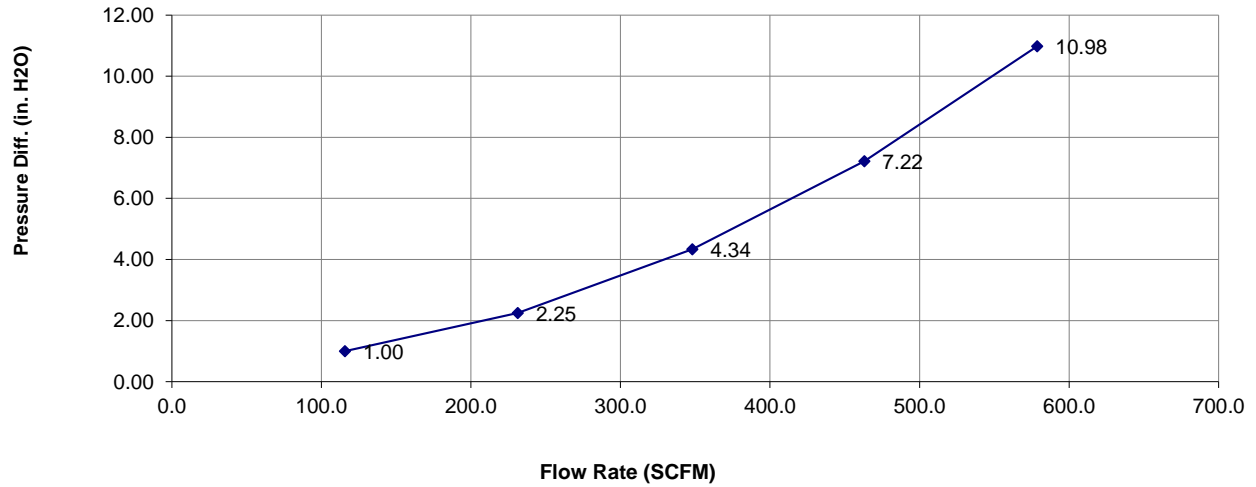
Test Description: Jeep 392 Stock Airbox

Test Conditions

Barometric Pressure: 28.82942 in. Hg
Air Flow Type: SCFM
Number of Pleats:
Flow Direction:

Relative Humidity: 52 %
Temperature: 68 deg. F
Pleat Depth: in.

Air Flow Curve



Air Flow Curve Data

<u>Flow Rate</u>	<u>Differential Pressure</u>
116	1.00
231	2.25
348	4.34
463	7.22
579	10.98

Air Filter Restriction Test Report

Test #: 872-09R
Sample #: 09R
Filter #: KF-1083
Housing #:
Date Code: 44820

CV
9/16/2022



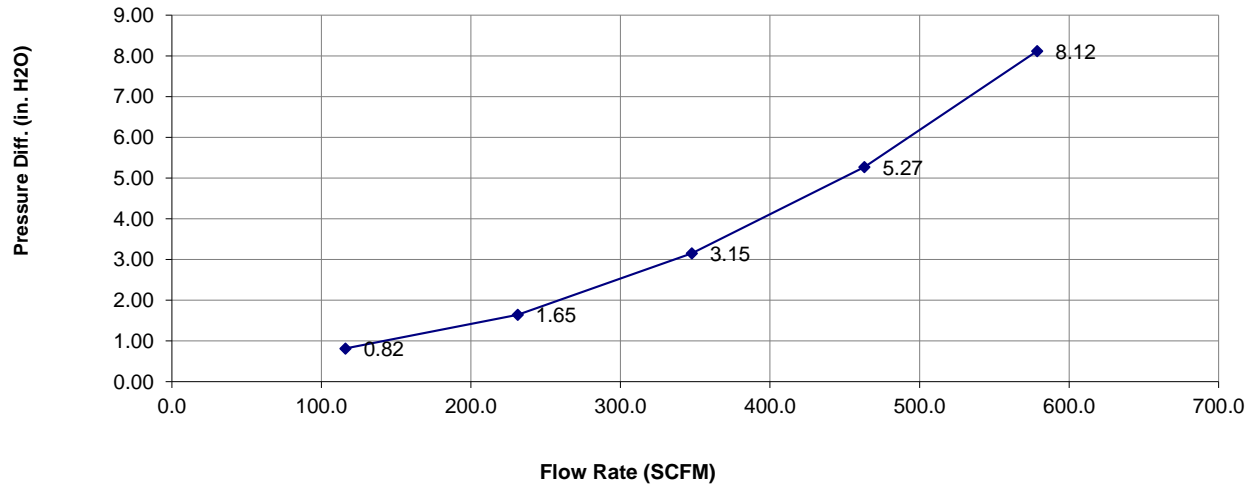
Test Description: 75-5159 Jeep 392 Airbox/ KF-1083 Oiled Filter No Plug/ Restriction Test

Test Conditions

Barometric Pressure: 28.82191 in. Hg
Air Flow Type: SCFM
Number of Pleats:
Flow Direction:

Relative Humidity: 53 %
Temperature: 69 deg. F
Pleat Depth: in.

Air Flow Curve



Air Flow Curve Data

<u>Flow Rate</u>	<u>Differential Pressure</u>
116	0.82
231	1.65
348	3.15
463	5.27
579	8.12

Air Filter Restriction Test Report

Test #: 872-10R
Sample #: 10R
Filter #: KF-1083
Housing #:
Date Code: 44820

CV
9/16/2022



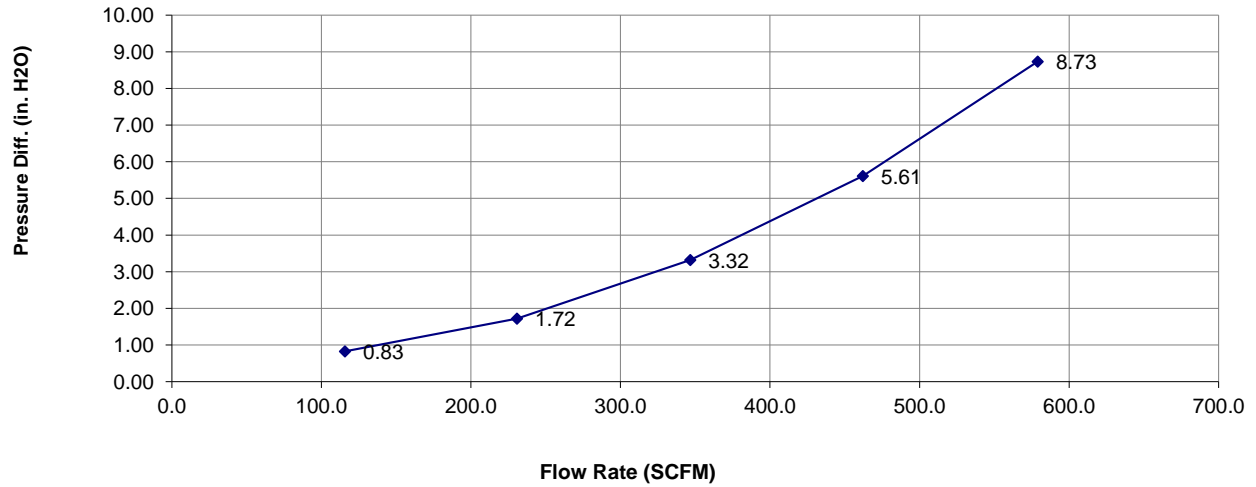
Test Description: 75-5159 Jeep 392/ KF-1083 With Plug/ Restriction

Test Conditions

Barometric Pressure: 28.81609 in. Hg
Air Flow Type: SCFM
Number of Pleats:
Flow Direction:

Relative Humidity: 51 %
Temperature: 70 deg. F
Pleat Depth: in.

Air Flow Curve



Air Flow Curve Data

<u>Flow Rate</u>	<u>Differential Pressure</u>
116	0.83
231	1.72
347	3.32
462	5.61
579	8.73

Air Filter Restriction Test Report

Test #: 872-12R
Sample #: 12R
Filter #: KF-1083D
Housing #:
Date Code: 44820

CV
9/16/2022



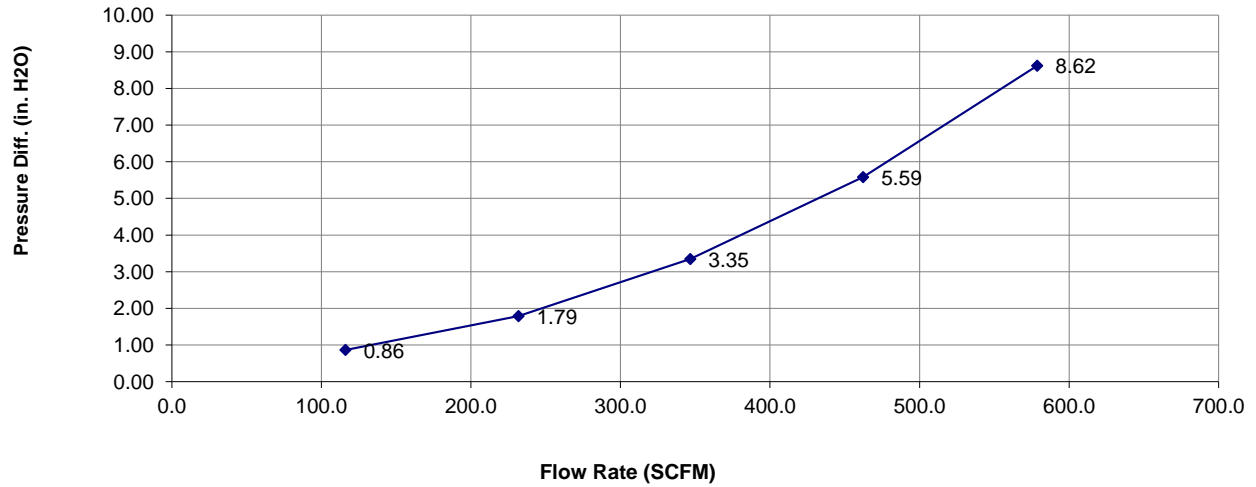
Test Description: 75-5159 Jeep 392/ KF-1083D With 100 Pleats No Plug/ Restriction

Test Conditions

Barometric Pressure: 28.75723 in. Hg
Air Flow Type: SCFM
Number of Pleats:
Flow Direction:

Relative Humidity: 52 %
Temperature: 70 deg. F
Pleat Depth: in.

Air Flow Curve



Air Flow Curve Data

<u>Flow Rate</u>	<u>Differential Pressure</u>
116	0.86
232	1.79
347	3.35
462	5.59
579	8.62

Air Filter Restriction Test Report

Test #: 872-16R
Sample #: 16R
Filter #: KF-1083D
Housing #:
Date Code: 44820

CV
9/16/2022



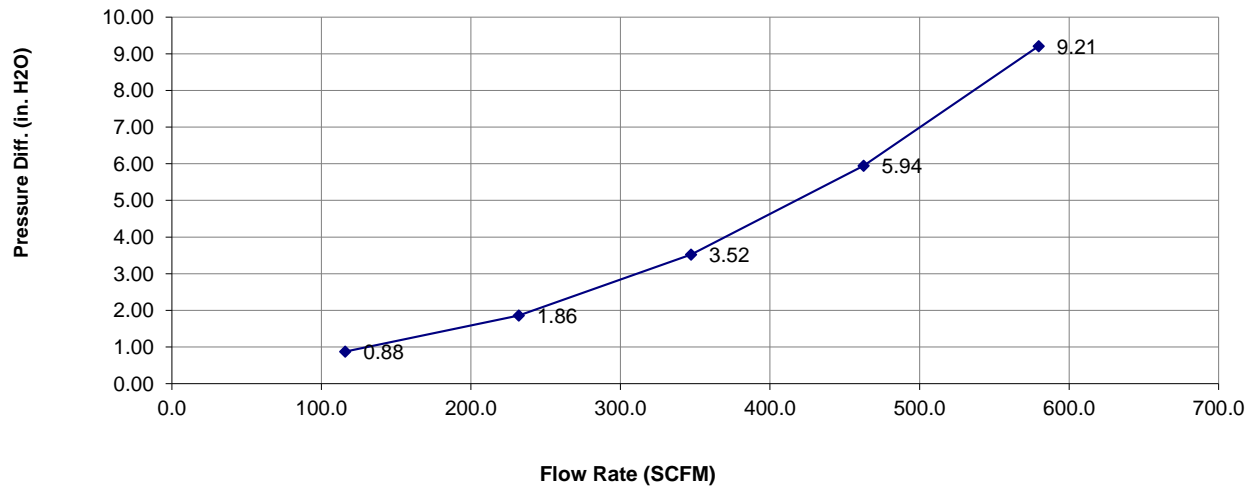
Test Description: 75-5159 Jeep 392/ KF-1083D 100 Pleats With Plug/ Restriction

Test Conditions

Barometric Pressure: 28.72399 in. Hg
Air Flow Type: SCFM
Number of Pleats:
Flow Direction:

Relative Humidity: 55 %
Temperature: 70 deg. F
Pleat Depth: in.

Air Flow Curve



Air Flow Curve Data

<u>Flow Rate</u>	<u>Differential Pressure</u>
116	0.88
232	1.86
347	3.52
462	5.94
580	9.21





