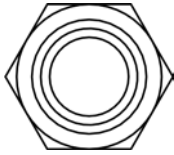


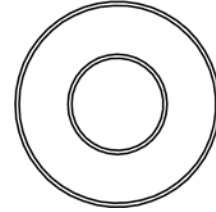
**INSTALLATION INSTRUCTIONS**  
**Radius Arms:** for Can-Am Maverick X3 X RS Turbo R



6x - M12 Nut



6x - Thick Bushing



6x - Radius Arm Misalignment Bushing  
 DISCARD; not used for this application



Rear Plate




6x - Thin Bushing




12x - Bushing

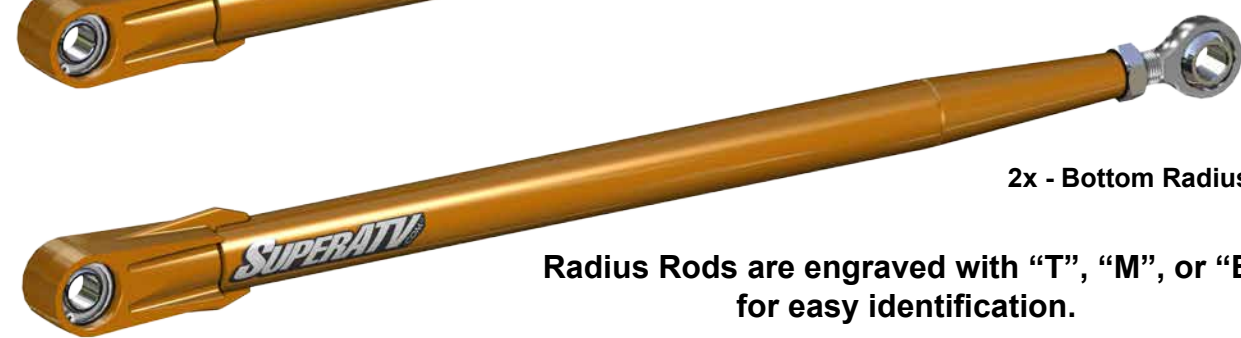
**PRE-ADJUSTED,  
 SO YOU  
 DON'T HAVE TO!**  
*We're just cool  
 like that...* ✓  
**SUPERATV**



2x - Top Radius Arm



2x - Middle Radius Arm



2x - Bottom Radius Arm

Radius Rods are engraved with "T", "M", or "B"  
 for easy identification.

**Need help with your installation?**

✉ sales@superatv.com    🌐 www.superatv.com

☎ 1-855-743-3427    🕒 8:00am - 9:00pm EST M-Th  
 8:00am - 7:00pm EST Friday  
 9:00am - 2:00pm EST Saturday

Read instructions and view illustrations before beginning.

*Thank You  
 For Choosing*  
**SUPERATV**.COM<sup>®</sup>

*Keep all components removed from machine*

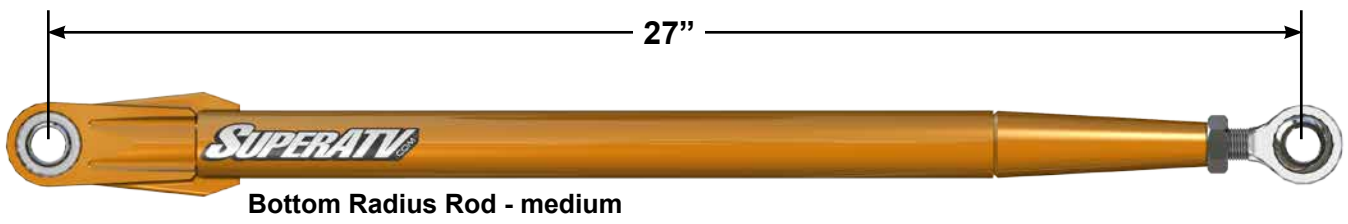
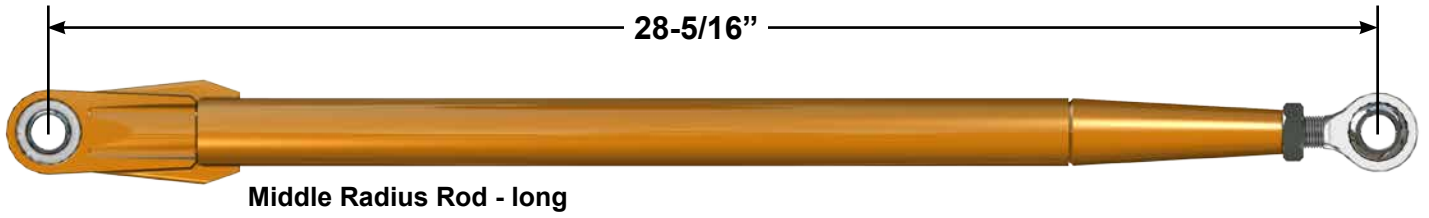
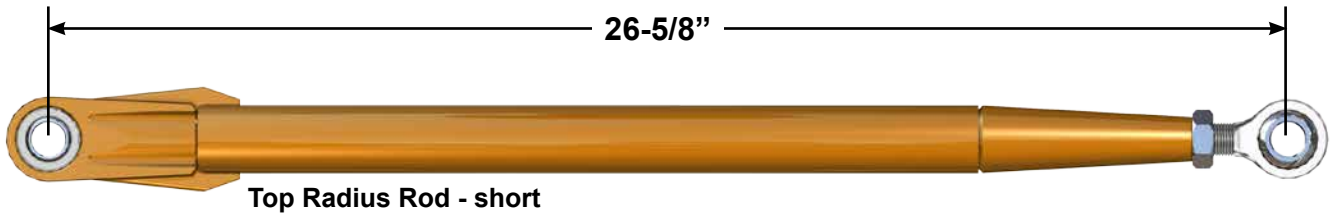
- Remove Rear Plate, Control Links, and Nuts. Stock Rear Plate will not be installed.



- Remove Top and Middle Control Links only from Knuckles.



- Verify that Rods measure to dimensions shown.

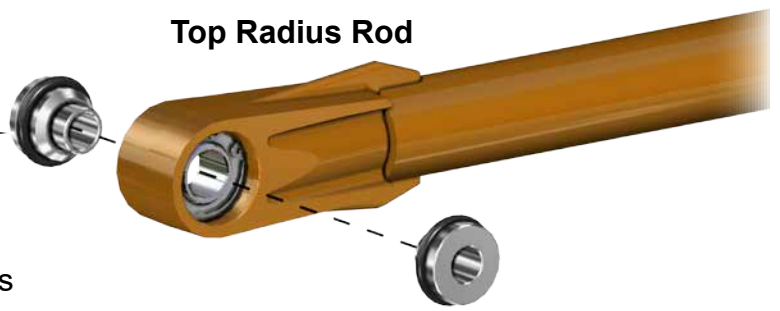


- Install components shown into Arms. Set aside.

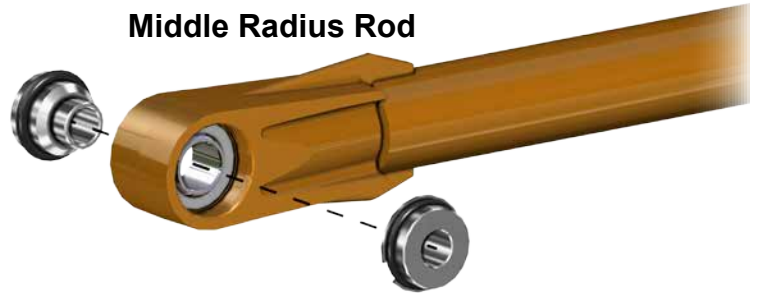


- Install Thick Bushings into Monoballs on side that will face Frame.



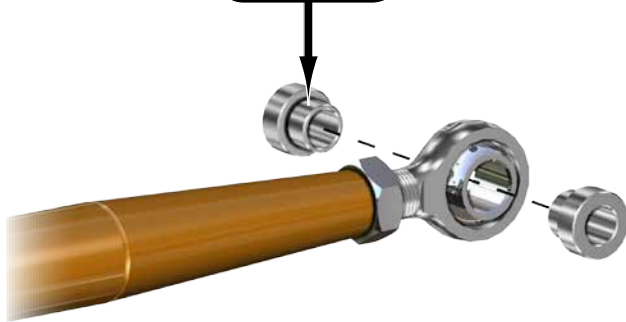
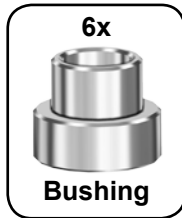
Top Radius Rod



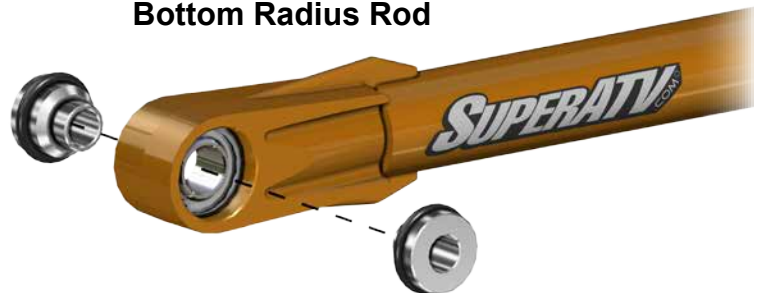
Middle Radius Rod



- Install Bushings to Outer Heim Joints.



Bottom Radius Rod




- Install Thin Bushings into Monoballs on side that will face Rear Plate.

- Remove Lower Control Link from Knuckle and install Bottom Radius Arm; use stock hardware on Knuckle and loosely use stock nut on Frame.
- Repeat for opposite side.




- Install Top and Middle Radius Rods; use stock hardware on Knuckle and loosely use stock nuts on Frame.
- Repeat for opposite side.



- Remove stock Nuts and install provided Rear Plate. Secure with provided M12 Nuts.

**X RC Turbo R Models see following page**



## X RC Turbo R Models:

SuperATV does not recommend reinstalling Attachment Hook, with hardware provided, due to potential thread engagement problems.



### **Liability Statement**

SuperATV's® products are designed to best fit user's ATV/UTV under stock conditions. Adding, modifying, or fabricating any factory or aftermarket parts will void any warranty provided by SuperATV® and is not recommended. SuperATV's® products could interfere with other aftermarket accessories. If user has aftermarket products on machine, contact SuperATV® to verify that they will work together.

Although SuperATV® has thousands of satisfied customers, user should be aware that installing lift kits, long travel, or suspension kits, tires, etc. will change the ride of machine and may increase maintenance and part wear. Operating any off-road machine while, or after, consuming alcohol and/or drugs increases risk of bodily harm or death. No warranty or representation is made as to this product's ability to protect user from severe injury or death. SuperATV® urges operators and occupants to wear a helmet and appropriate riding gear at all times.

By purchasing and installing SuperATV® products, user agrees that should damages occur, SuperATV® will not be held responsible for loss of time, use, labor fees, replacement parts, or freight charges. SuperATV®, nor any 3rd party, will not be held responsible for any direct, indirect, incidental, special, or consequential damages that result from any product purchased from SuperATV®. The total liability of seller to user for all damages, losses, and causes of action, if any, shall not exceed the total purchase price paid for the product that gave rise to the claim.

SuperATV® will warranty only parts provided by SuperATV®. Any damage or problems with OEM housings, bearings, seals, or other manufacturers' products will not be covered by SuperATV®. SuperATV® parts and products are not warranted if item was not installed properly, misused, or modified.

Installing, adding, modifying, or fabricating any factory or aftermarket product to your ATV/UTV may violate certain local, state, and federal laws. Be advised that laws vary depending on town, city, county, state, etc. Use of certain products on public streets, roads, or highways may be in violation law. The Buyer is solely and exclusively legally and personally responsible for any violation of the law by the installation or use of the product. You must abide by all local, state, and federal laws, including but not limited to vehicle safety, traffic laws, and ordinances. It is your responsibility to know the laws and how they apply to you.

The Buyer is responsible to fully understand the capability and limitations of his/her vehicle according to manufacturer specifications, warnings and instructions and agrees to hold SuperATV® harmless from any damage resulting from failure to adhere to such specifications, warnings and/ or instructions. The Buyer is also responsible to obey all applicable federal, state, and local laws and ordinances when operating his/her vehicle while using this product, and the Buyer agrees to hold SuperATV® harmless from any violation thereof.